

# 4-Channel Digital Input Module 24 V DC

2- to 3-conductor connection; low-side switching

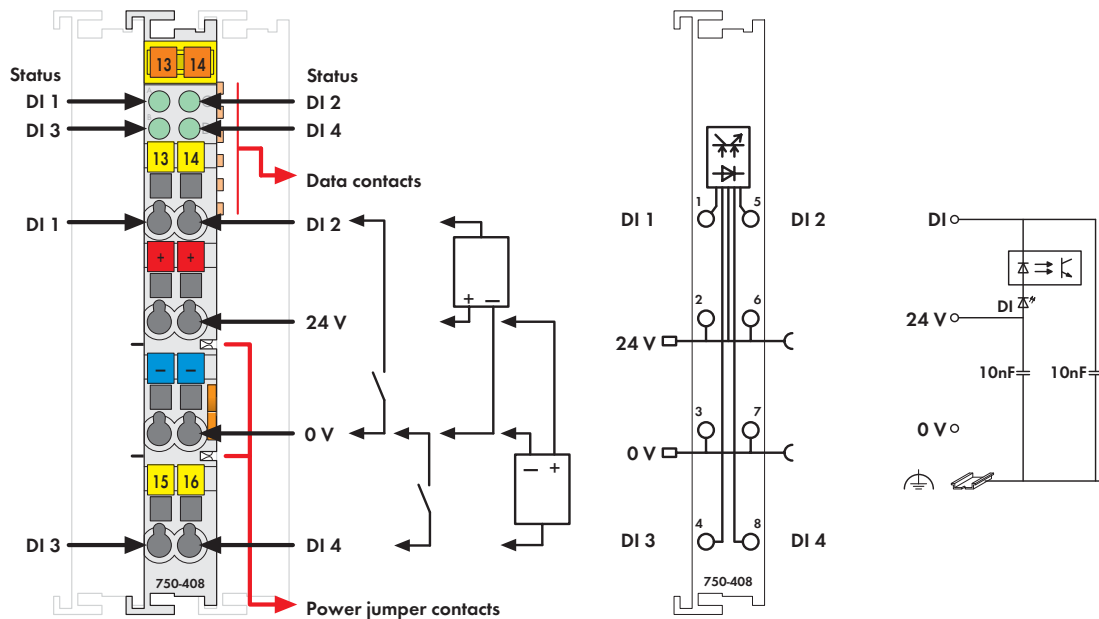



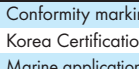






Fig. 750 Series  
Delivered without miniature WSB markers

The digital input module receives control signal from the digital field devices (sensors, etc.).

Each input module has a noise-rejection filter. This filter is available with different time constants

An optocoupler provides electrical isolation between the bus and the field side.

Description	Item No.	Pack. Unit
4DI 24V DC 3.0ms, low-side switching	750-408	1
4DI 24V DC 0.2ms, low-side switching	750-409	1
4DI 24V DC 3.0ms, low-side switching /T	750-408/025-000	1
Extended temperature range: -20 °C ... +60 °C		
4DI 24V DC 3.0ms, low-side switching (without connector)	753-408	1
4DI 24V DC 0.2ms, low-side switching (without connector)	753-409	1
Accessories	Item No.	Pack. Unit
 753 Series Connectors	753-110	25
 Coding elements	753-150	100
<b>Miniature WSB Quick marking system</b>		
 plain	248-501	5
 with marking	see Section 11	
Approvals		
Conformity marking	CE	
Korea Certification		
Marine applications (versions upon request)	BV, GL, LR, NKK, PRS, RINA (75x-408)	
 UL 508		
 ANSI/ISA 12.12.01	Class I, Div. 2, Grp. ABCD, T4	
 TÜV 07 ATEX 554086 X	I M2 Ex d I Mb, II 3 G Ex nA IIC T4 Gc, II 3 D Ex tc IIIC T135°C Dc	
IECEx TUN 09.0001 X	Ex d I Mb, Ex nA IIC T4 Gc, Ex tc IIIC T135°C Dc	

Technical Data	
Number of inputs	4
Current consumption (internal)	5 mA
Voltage via power jumper contacts	24 V DC (-1.5 % ... +20 %)
Signal voltage (0)	( $V_V - 5$ V DC) ... $V_V$
Signal voltage (1)	-3 V DC ( $V_V - 15$ V)
Input filter	3.0 ms (750-408 / 753-408) 0.2 ms (750-409 / 753-409)
Input current (typ.)	7 mA
Isolation	500 V system/supply
Internal bit width	4 bits
Wire connection	CAGE CLAMP®
Cross sections	0.08 mm² ... 2.5 mm² / AWG 28 ... 14
Strip lengths, 750/753 Series	8 ... 9 mm / 0.33 in 9 ... 10 mm / 0.37 in
Width	12 mm
Weight	48 g
EMC immunity of interference	acc. to EN 61000-6-2, marine applications
EMC emission of interference	acc. to EN 61000-6-4, marine applications