

2-Channel Digital Input Module 48 V DC

2- to 4-conductor connection; high-side switching

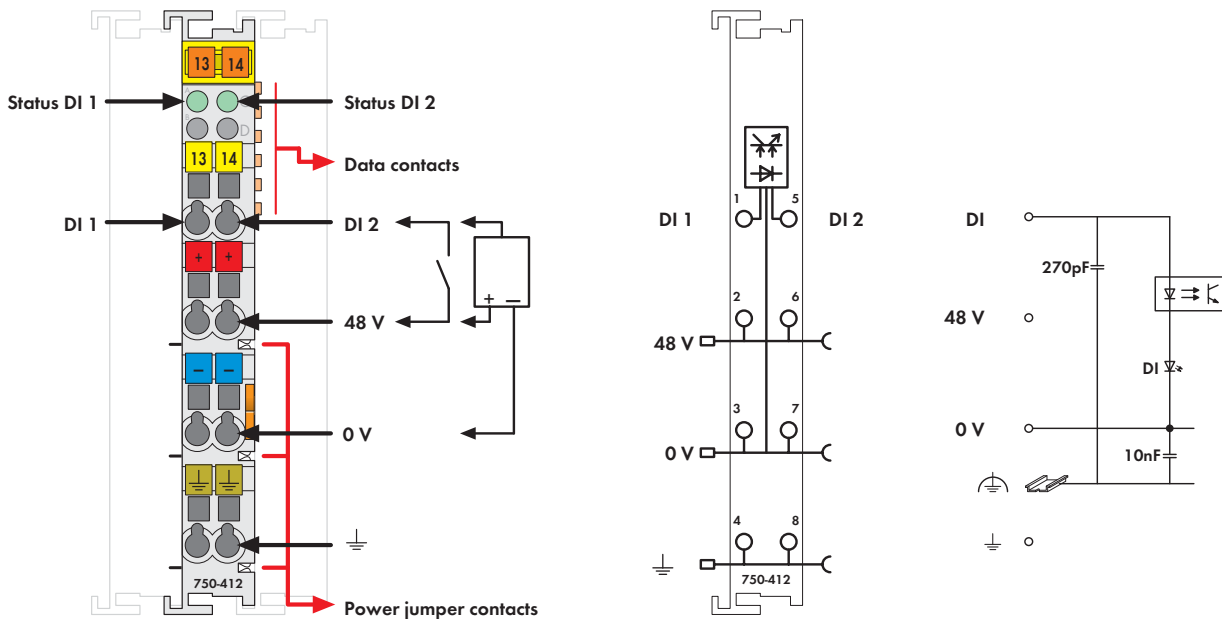


Fig. 750 Series
Delivered without miniature WSB markers




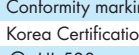





The digital input module receives control signal from the digital field devices (sensors, etc.).

Each input module has a noise-rejection filter with a time constant.

Field and system levels are electrically isolated.

Notice:

An additional supply module must be added for operation with 48VDC!

Description	Item No.	Pack. Unit
2DI 48V DC 3.0ms	750-412	1
2DI 48V DC 3.0ms without power jumper	750-412/000-001	1
contacts		
Product discontinuation	Last call: 31.05.2017	
2DI 48V DC 3.0ms (without connector)	753-412	1
Accessories		
 753 Series Connectors	753-110	25
 Coding elements	753-150	100
Miniature WSB Quick marking system		
 plain	248-501	5
 with marking	see Section 11	
Approvals		
Conformity marking	CE	
Korea Certification		
 UL 508		
 ANSI/ISA 12.12.01	Class I, Div. 2, Grp. ABCD, T4	
 TÜV 07 ATEX 554086 X	I M2 Ex d I Mb, II 3 G Ex nA IIC T4 Gc, II 3 D Ex tc IIIC T1 35°C Dc	
 IECEx TUN 09.0001 X	Ex d I Mb, Ex nA IIC T4 Gc, Ex tc IIIC T1 35°C Dc	

Technical Data	
Number of inputs	2
Current consumption (internal)	2.5 mA
Voltage via power jumper contacts	48 V DC (-1.5 % ... +20 %)
Signal voltage (0)	-6 V ... +10 V DC
Signal voltage (1)	3.4 V ... 60 V DC
Input filter	3.0 ms
Input current (typ.)	3.8 mA
Isolation	500 V system/supply
Internal bit width	2 bits
Wire connection	CAGE CLAMP®
Cross sections	0.08 mm² ... 2.5 mm² / AWG 28 ... 14
Strip lengths, 750/753 Series	8 ... 9 mm / 0.33 in 9 ... 10 mm / 0.37 in
Width	12 mm
Weight	46.5 g
EMC immunity of interference	acc. to EN 61000-6-2
EMC emission of interference	acc. to EN 61000-6-4