

2-Channel Analog Input Module 0/4-20 mA

Single-ended (S.E.)

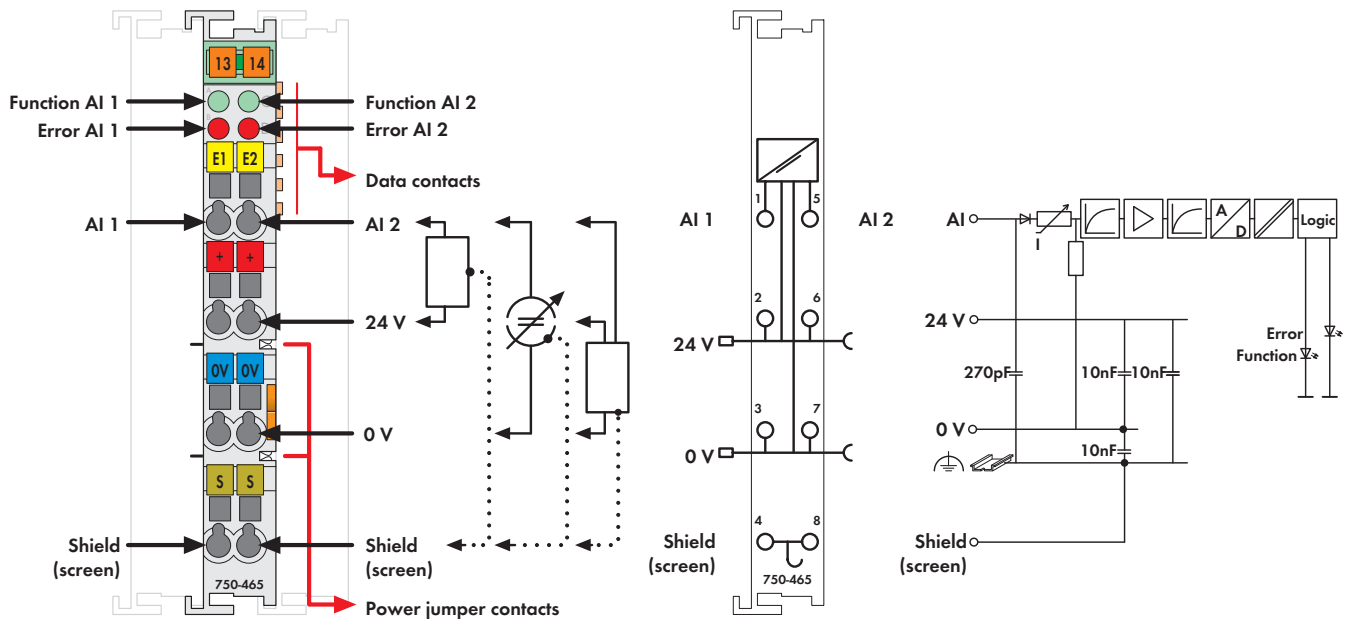





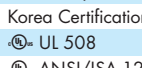




Fig. 750 Series
Delivered without miniature WSB markers

The analog input module provides power to the field device, receives the transmitted analog signals, and with electrical isolation, transmits them to the fieldbus.

The 24V supply for the field is derived from the power jumper contacts.

The shield (screen) is directly connected to the DIN rail.

This input module can supply the voltage for 2-conductor transducers.

Description	Item No.	Pack. Unit
2AI 0-20mA S.E.	750-465	1
2AI 4-20mA S.E.	750-466	1
2AI 0-20mA S.E./T	750-465/025-000	1
Extended temperature range: -20 °C ... +60 °C		
2AI 4-20mA S.E./EM	750-466/000-003	1
2AI 4-20mA S.E. S5 ¹⁾	750-466/000-200	1
2AI 4-20mA S.E./T	750-466/025-000	1
Extended temperature range: -20 °C ... +60 °C		
2AI 0-20mA S.E. (without connector)	753-465	1
2AI 4-20mA S.E. (without connector)	753-466	1
¹⁾ Data format for S5 control with FB 251		
Accessories	Item No.	Pack. Unit
 753 Series Connectors	753-110	25
 Coding elements	753-150	100
Miniature WSB Quick marking system		
 plain	248-501	5
 with marking	see Section 11	
Approvals		
Conformity marking	CE	
Korea Certification	 ¹⁾	
 UL 508		
 ANSI/ISA 12.12.01	Class I, Div. 2, Grp. ABCD, T4	
 TÜV 07 ATEX 554086 X	I M2 Ex d I Mb, II 3 G Ex nA IIC T4 Gc, II 3 D Ex tc IIIC T135°C Dc	
IECEX TUN 09.0001 X	Ex d I Mb, Ex nA IIC T4 Gc, Ex tc IIIC T135°C Dc	
¹⁾ Does not apply to 750-466/000-003		

Technical Data	
Number of inputs	2
Power supply	via system voltage DC/DC
Current consumption (internal)	75 mA
Input voltage (max.)	10V
Signal current	0 - 20mA (750-465 / 753-465) 4 - 20mA (750-466 / 753-466) 3.8 mA ... 20.5 mA (750-466/000-003)
Input resistance	< 220 Ω / 20 mA
Resolution	12 bits
Conversion time (typ.)	2 ms
Measuring error (25 °C)	< ± 0.2 % of the full scale value
Temperature coefficient	< ± 0.01 % / K of the full scale value
Isolation	500 V system/supply
Bit width	2 x 16 bits data 2 x 8 bits control/status (optional)
Wire connection	CAGE CLAMP [®]
Cross sections	0.08 mm ² ... 2.5 mm ² / AWG 28 ... 14
Strip lengths, 750/753 Series	8 ... 9 mm / 0.33 in 9 ... 10 mm / 0.37 in
Width	12 mm
Weight	36.2 g
EMC immunity of interference	acc. to EN 61000-6-2
EMC emission of interference	acc. to EN 61000-6-4