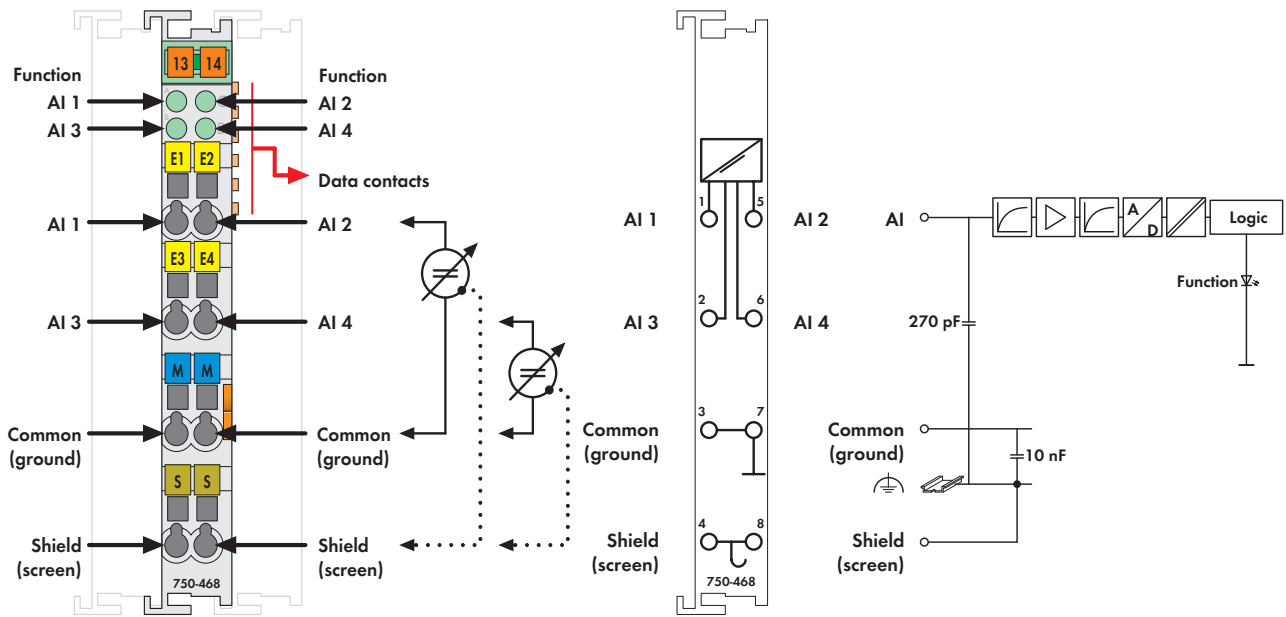




4-Channel Analog Input Module 0-10 V

Single-ended (S.E.)



Delivered without miniature WSB markers

The analog input module receives signals with the standardized values of 0-10V.
 The input signal is electrically isolated and will be transmitted with a resolution of 12 bits.
 The internal system voltage supply is used for the power supply of the module.
 The input channels of a module have one common ground potential.
 The shield (screen) is directly connected to the DIN rail.

Description	Item No.	Pack. Unit
4AI 0-10V DC S.E.	750-468	1
4AI 0-10V DC S.E. S5 ¹⁾	750-468/000-200	1
Product discontinuation	Last call: 31.05.2017	
4AI 0-10V DC S.E./T	750-468/025-000	1
Extended temperature range: -20 °C ... +60 °C		
¹⁾ Data format for S5 control with FB 251		
Accessories	Item No.	Pack. Unit
Miniature WSB Quick marking system		
 plain	248-501	5
with marking	see Section 11	
Approvals		
Conformity marking	CE	
Korea Certification		
Marine applications (versions upon request)	ABS, BV, DNV, GL, KR, LR, PRS, RINA	
UL 508		
ANSI/ISA 12.12.01	Class I, Div. 2, Grp. ABCD, T4	
TÜV 07 ATEX 554086 X	I M2 Ex d I Mb, II 3 G Ex nA IIC T4 Gc, II 3 D Ex tc IIIC T135°C Dc	
IECEx TUN 09.0001 X	Ex d I Mb, Ex nA IIC T4 Gc, Ex tc IIIC T135°C Dc	

Technical Data	
Number of inputs	4
Power supply	via system voltage DC/DC
Current consumption typ. (internal)	60 mA
Input voltage (max.)	35 V
Signal voltage	0 ... 10 V
Internal resistance	133 kΩ
Resolution	12 bits
Conversion time (typ.)	4 ms
Measuring error (25 °C)	± 0.2 % of the full scale value
Temperature coefficient	< ± 0.01 % / K of the full scale value
Isolation	500 V system/supply
Bit width	4 x 16 bits data
	4 x 8 bits control/status (optional)
Wire connection	CAGE CLAMP®
Cross sections	0.08 mm² ... 2.5 mm² / AWG 28 ... 14
Strip lengths	8 ... 9 mm / 0.33 in
Width	12 mm
Weight	52.5 g
EMC immunity of interference	acc. to EN 61000-6-2, marine applications
EMC emission of interference	acc. to EN 61000-6-4, marine applications