

2-Channel Analog Input Module $\pm 10\text{ V}/0\text{-}10\text{ V}$

Single-ended (S.E.)

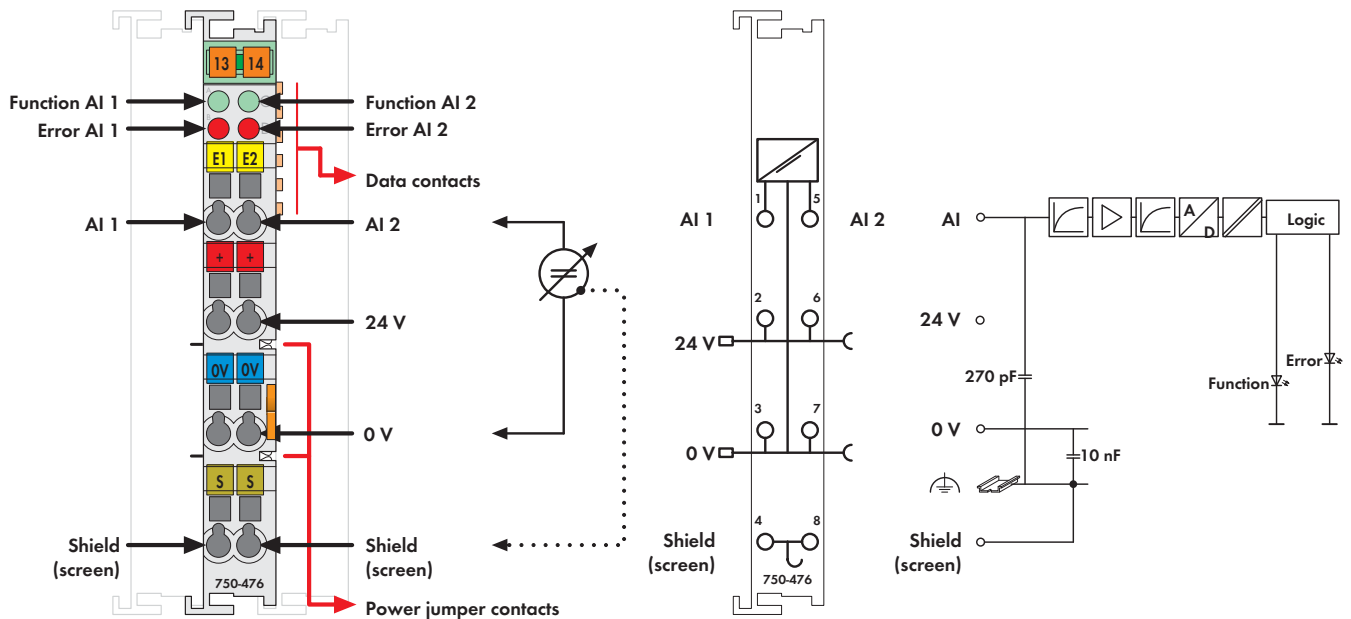


Fig. 750 Series
Delivered without miniature WSB markers

The analog input module receives signals with the standardized values 0-10V or $\pm 10\text{V}$.




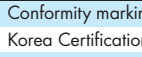





The input signal is electrically isolated and will be transmitted with a resolution of 16 bits.

The internal system voltage supply is used for the power supply of the module.

The input channels of a module have one common ground potential.

The 24V supply is derived from the power jumper contacts.

The shield (screen) is directly connected to the DIN rail.

Description	Item No.	Pack. Unit
2AI $\pm 10\text{V}$ DC 16 Bit S.E.	750-476	1
2AI $\pm 10\text{V}$ DC 16 Bit S.E. 60Hz S5-466	750-476/000-200	1
2AI 0-10V DC 16 Bit S.E.	750-478	1
2AI 0-10V DC 16 Bit S.E. 60Hz	750-478/005-000	1
2AI $\pm 10\text{V}$ DC 16 Bit S.E. (without connector)	753-476	1
2AI 0-10V DC 16 Bit S.E. (without connector)	753-478	1
Accessories	Item No.	Pack. Unit
 753 Series Connectors	753-110	25
 Coding elements	753-150	100
Miniature WSB Quick marking system		
 plain	248-501	5
 with marking	see Section 11	
Approvals		
Conformity marking	CE	
Korea Certification		
Marine applications (versions upon request)	ABS, BV, DNV, GL, KR, LR, NK, PRS, RINA	
 UL 508		
 ANSI/ISA 12.12.01	Class I, Div. 2, Grp. ABCD, T4	
 TUV 12.1297 X (Brazil)	Ex nA IIC T4 Gc (750-476, -478)	
 TUV 07 ATEX 554086 X	I M2 Ex d I Mb, II 3 G Ex nA IIC T4 Gc, II 3 D Ex tc IIIC T135°C Dc	
IECEx TUN 09.0001 X	Ex d I Mb, Ex nA IIC T4 Gc, Ex tc IIIC T135°C Dc	

Technical Data	
Number of inputs	2
Power supply	via system voltage DC/DC
Current consumption (internal)	75 mA
Input voltage (max.)	24V
Signal voltage	$\pm 10\text{V}$ (750-476 / 753-476) 0 - 10V (750-478 / 753-478)
Internal resistance	130 k Ω
Resolution	15 bits + sign bit
Conversion time (typ.)	80 ms
Input filter	50 Hz
Noise rejection at sampling frequency	< -100 dB
Noise rejection above sampling frequency	< -40 dB
Measuring error (25 °C)	$\leq \pm 0.1\%$ of the full scale value
Temperature coefficient	$< \pm 0.01\%$ / K of the full scale value
Isolation	500 V system/supply
Bit width	2 x 16 bits data 2 x 8 bits control/status (optional)
Wire connection	CAGE CLAMP®
Cross sections	0.08 mm ² ... 2.5 mm ² / AWG 28 ... 14
Strip lengths, 750/753 Series	8 ... 9 mm / 0.33 in 9 ... 10 mm / 0.37 in
Width	12 mm
Weight	52.7 g
EMC immunity of interference	acc. to EN 61000-6-2, marine applications
EMC emission of interference	acc. to EN 61000-6-4, marine applications