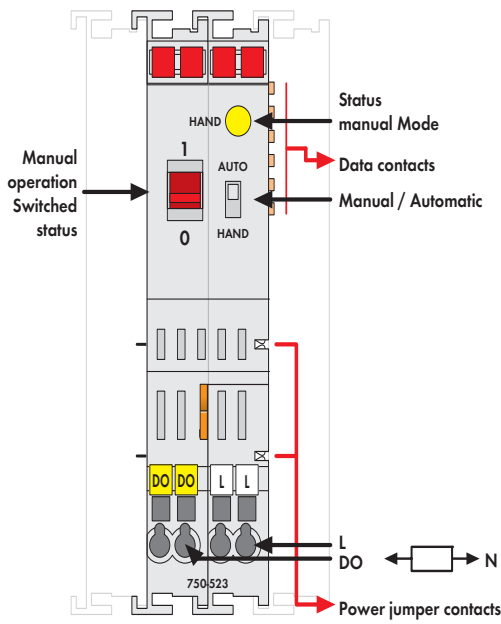
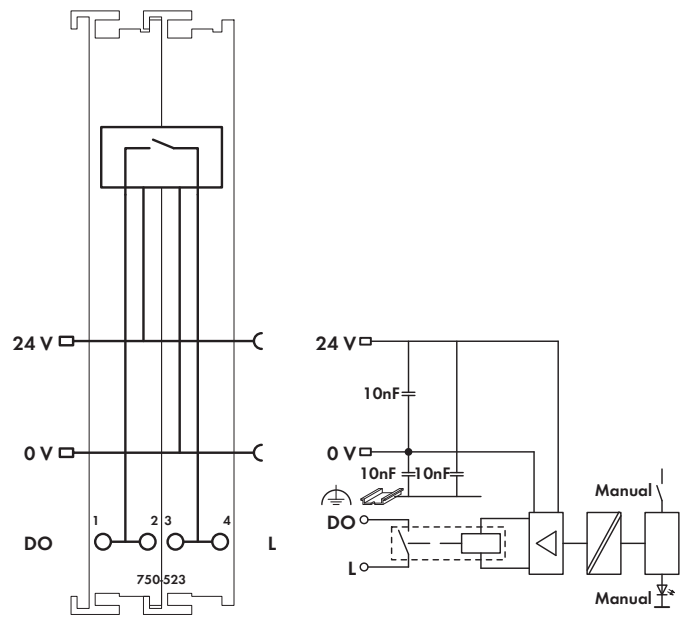


1-Channel Relay Output Module 230 V AC, 16 A

Isolated output; 1 make contact; bistable; manual operation

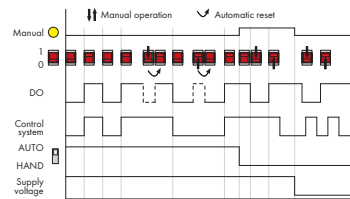


Delivered without miniature WSB markers



A connected actuator or load is switched via the relay output module. The 24VDC supply is derived from the power jumper contacts to trigger the relays. The switched status of the relay is shown by the manual switch (1/0). The operating mode can be set using a manual/automatic selector switch. The mode status is indicated by an LED and via status bits in the process image. Manual: Coil triggering is interrupted. Actuation only via the red manual operating switches. Auto: The relay is operated via the control system. Manual status changeover via manual operating switch is canceled by the control system in less than 500ms. The manual switch can also be used without 24V supply to switch the output ON.

The relay meets both international standards of IEC and DIN EN 61810 part 1 /VDE 0435 part 201 as well as overload and short circuit requirements of IEC and DIN EN 61036 /61037.



Description	Item No.	Pack. Unit
1DO 230V AC 16A Relay 1a/ Potential Free	750-523	1
Accessories		
Miniature WSB Quick marking system		
plain	248-501	5
with marking	see Section 11	
Approvals		
Conformity marking	CE	
Korea Certification		
Marine applications	ABS, BV, DNV, GL, KR, LR, NKK, PRS, RINA	
UL 508		
Technical Data		
Switchable lamp loads 100000 operations / 30000 operations		
Incandescent lamp	1.25 kW / 2.5 kW	
Fluorescent lamp, not compensated	1.2 kW / 2.5 kW	
Fluorescent lamp, parallel compensated	650 W / 70 µF / 1.3 kW / 140 µF	
Fluorescent lamp, dual circuit	2 x 1.2 kW / 2 x 2.5 kW	
Halogen lamp (AC 230 V)	1.2 kW / 2.5 kW	
Low voltage halogen lamp with transf.	500 VA / 500 VA	
Mercury arc/Sodium discharge lamp, not compensated	1 kW / 2 kW	
Mercury arc/Sodium discharge lamp, parallel compensated	1 kW / 70 µF / 2 kW / 140 µF	
Dulux lamp, not compensated	800 W / 1.6 kW	
Dulux lamp, parallel compensated	560 W / 70 µF / 1.1 kW / 140 µF	

Technical Data	
No. of outputs	1 make contact
Max. current consumption (internal)	5 mA
Max. switching voltage	440 V AC
Switching power	max. 5 kVA
Max. switching current	16 A AC
Contact material	AgSnO2
Mechanical life	10 ⁶
Current consumption max. (field side)	80 mAs (peak current)
Isolation	1.5 kV eff. (field/system)*; * 2.5 kV rated surge voltage
Bit width	2 bits in (Manual status, -); 2 bits out (DO, -)
Wire connection	CAGE CLAMP®
Cross sections	0.08 mm ² ... 2.5 mm ² / AWG 28 ... 14
Strip lengths	8 ... 9 mm / 0.33 in
Width	24 mm
Weight	123.7 g
EMC immunity of interference	acc. to EN 61000-6-2, marine applications
EMC emission of interference	acc. to EN 61000-6-3, marine applications