

4-Channel Digital Output Module 24 V DC

2-conductor connection; short-circuit-protected; high-side switching

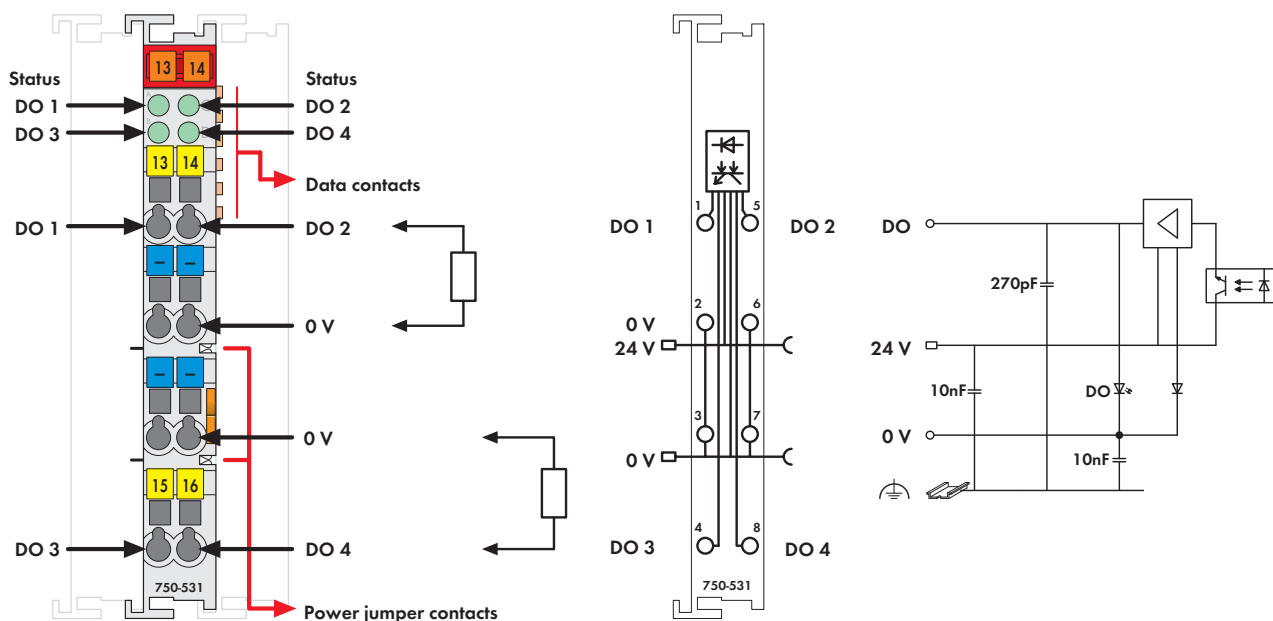





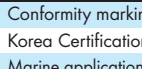




Fig. 750 Series
Delivered without miniature WSB markers

Control signals are transmitted from the automation device to connected actuators via the digital output module.

The module is a 4-output channel, 2-conductor device. Due to its four 0V connections, four actuators may be directly connected to it.

All outputs are short-circuit proof.

Field and system levels are electrically isolated.

Description	Item No.	Pack. Unit
4DO 24V DC 0.5A/ 2-conductor	750-531	1
4DO 24V DC 0.5A/ 2-conductor/R*	750-531/000-800	1
* /R: Interference-free for safety function applications (see manual)		
4DO 24V DC 0.5A/ 2-conductor (without connector)	753-531	1
4DO 24V DC 0.5A/ 2-conductor/R* (without connector)	753-531/000-800	1
Accessories	Item No.	Pack. Unit
 753 Series Connectors	753-110	25
 Coding elements	753-150	100
Miniature WSB Quick marking system		
 plain	248-501	5
 with marking	see Section 1.1	
Approvals		
Conformity marking	CE	
Korea Certification		
Marine applications (versions upon request)	ABS, BV, DNV, GL, KR, LR, NKK, PRS, RINA	
 UL 508		
 ANSI/ISA 12.12.01	Class I, Div. 2, Grp. ABCD, T4	
 TÜV 07 ATEX 554086 X	I M2 Ex d I Mb, II 3 G Ex nA IIC T4 Gc, II 3 D Ex tc IIIC T135°C Dc	
IECEX TUN 09.0001 X	Ex d I Mb, Ex nA IIC T4 Gc, Ex tc IIIC T135°C Dc	

Technical Data	
No. of outputs	4
Max. current consumption (internal)	10 mA
Voltage via power jumper contacts	24 V DC (-25 % ... +30 %)
Type of load	resistive, inductive, lamps
Max. switching frequency	1 kHz
Reverse voltage protection	yes
Output current (max.)	0.5 A short-circuit protected
Short-circuit current	1.7 A
Inductive load switch off energy dissipation W (max.)	0.3 J; L max = 2 x W max / I ²
Current consumption typ. (field side)	30 mA / module + charge
Isolation	500 V system/supply
Internal bit width	4 bits out
Wire connection	CAGE CLAMP®
Cross sections	0.08 mm ² ... 2.5 mm ² / AWG 28 ... 14
Strip lengths, 750/753 Series	8 ... 9 mm / 0.33 in 9 ... 10 mm / 0.37 in
Width	12 mm
Weight	48.5 g
EMC immunity of interference	acc. to EN 61000-6-2, marine applications
EMC emission of interference	acc. to EN 61000-6-4, marine applications