

4-Channel Analog Output Module ±10 V/0-10 V

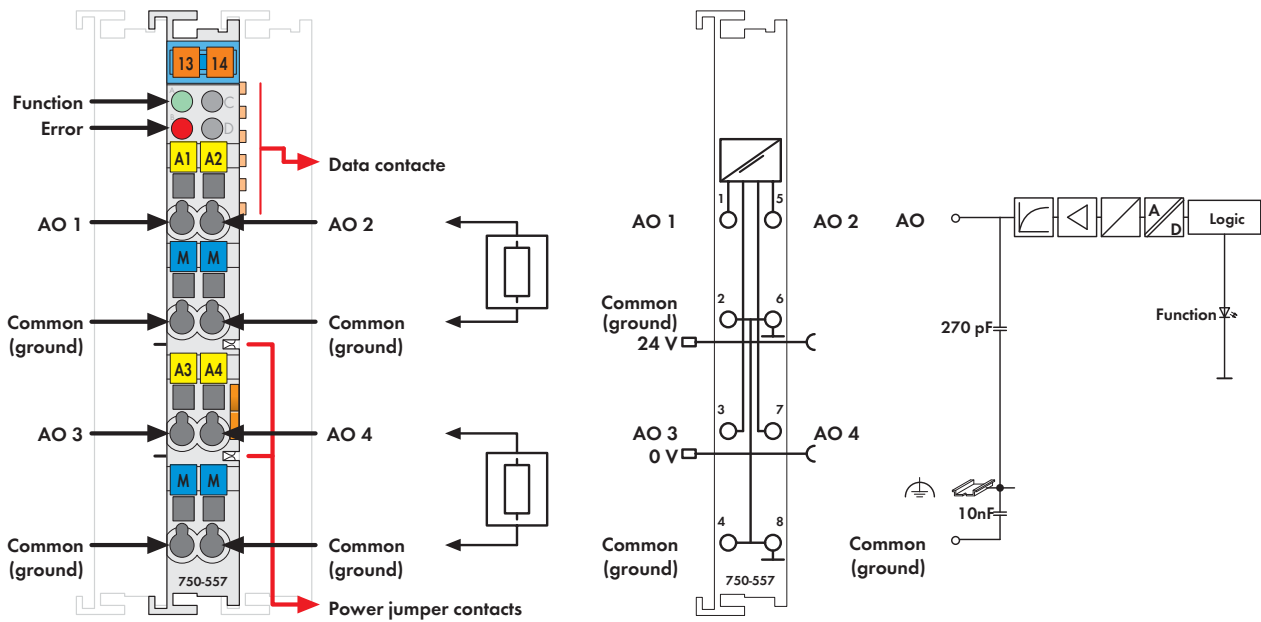










Fig. 750 Series
Delivered without miniature WSB markers

The analog output module creates a standardized signal of ±10V or 0-10V.

The output signal is electrically isolated and will be transmitted with a resolution of 12 bits.

The system voltage supply is used for the power supply of the module.

The output channels of the module have one common potential.

Description	Item No.	Pack. Unit
4AO ± 10V DC	750-557	1
4AO 0-10V DC	750-559	1
4AO 0-10V DC/T	750-559/025-000	1
Extended temperature range: -20 °C ... +60 °C		
4AO ±10V DC (without connector)	753-557	1
4AO 0-10V DC (without connector)	753-559	1
Accessories		
 753 Series Connectors	753-110	25
 Coding elements	753-150	100
Miniature WSB Quick marking system		
 plain	248-501	5
 with marking	see Section 1.1	
Approvals		
Conformity marking	CE	
Korea Certification		
Marine applications (versions upon request)	ABS, BV, DNV, GL, KR, LR, NKK, PRS, RINA	
 UL 508		
 ANSI/ISA 12.12.01	Class I, Div. 2, Grp. ABCD, T4	
 TÜV 07 ATEX 554086 X	I M2 Ex d I Mb, II 3 G Ex nA IIC T4 Gc, II 3 D Ex tc IIIC T135°C Dc	
IECEX TUN 09.0001 X	Ex d I Mb, Ex nA IIC T4 Gc, Ex tc IIIC T135°C Dc	

Technical Data	
No. of outputs	4
Max. current consumption (internal)	125 mA
Power supply	via system voltage DC/DC
Signal voltage	± 10V (750-557 / 753-557) 0 - 10V (750-559 / 753-559)
Load impedance	> 5 kΩ
Resolution	12 bits
Conversion time (typ.)	10 ms
Recovery time (typ.)	100 ms
Measuring error (25 °C)	< ± 0.1 % of the full scale value
Temperature coefficient	< ± 0.01 % /K of the full scale value
Isolation	500 V system/supply
Bit width	4 x 16 bits data 4 x 8 bits control/status (option)
Wire connection	CAGE CLAMP®
Cross sections	0.08 mm² ... 2.5 mm² / AWG 28 ... 14
Strip lengths, 750/753 Series	8 ... 9 mm / 0.33 in 9 ... 10 mm / 0.37 in
Width	12 mm
Weight	53.5 g
EMC immunity of interference	acc. to EN 61000-6-2, marine applications
EMC emission of interference	acc. to EN 61000-6-4, marine applications