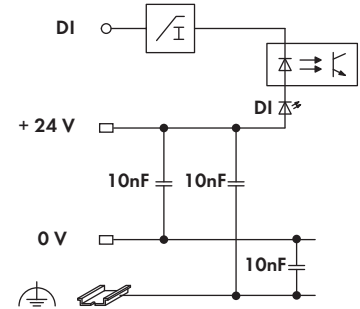
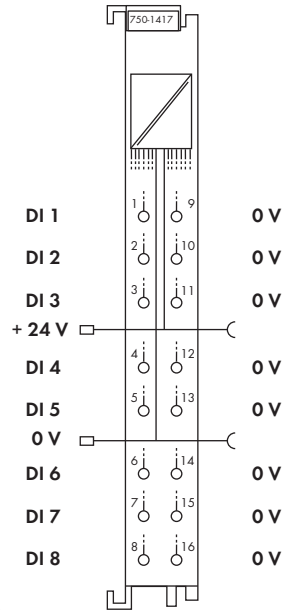
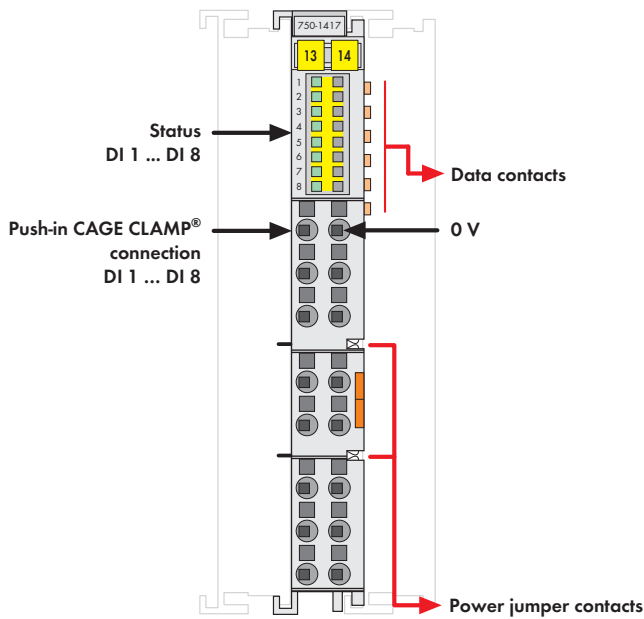


# 8-Channel Digital Input Module 24 V DC

Low-side switching, 2-conductor connection



The 2-conductor digital input module provides 8 channels at a width of just 12mm (0.47in).

It receives binary control signals from digital field devices (e.g., sensors, encoders, switches or proximity switches).

The module has Push-in CAGE CLAMP® connections enabling solid conductors to be inserted directly.

Each input channel has a noise-rejection RC filter with 3.0ms or 0.2 ms time constant.

A green LED indicates the switched status of each channel.

An optocoupler provides electrical isolation between the bus and the field side.

An operating tool with a 2.5mm blade (210-719) is required to open the Push-in CAGE CLAMP® connections.

Description	Item No.	Pack. Unit
8DI 24V DC 3.0ms, low-side switching, 2-conductor	750-1417	1
8DI 24V DC 0.2ms, low-side switching, 2-conductor	750-1418	1
<b>Accessories</b>		
<b>Miniature WSB Quick marking system</b>		
plain	248-501	5
with marking	see Section 11	
Operating tool, with partially insulated shaft, type 1, blade (2.5 x 0.4) mm	210-719	50
<b>Approvals</b>		
Conformity marking	CE	
Korea Certification	K	
Marine applications	ABS, BV, DNV, GL, KR, LR, NKK, PRS, RINA	
UL 508		
ANSI/ISA 12.12.01	Class I, Div. 2, Grp. ABCD, T4	
TÜV 07 ATEX 554086 X	I M2 Ex d I Mb, II 3 G Ex nA IIC T4 Gc, II 3 D Ex tc IIIC T135°C Dc	
IECEx TUN 09.0001 X	Ex d I Mb, Ex nA IIC T4 Gc, Ex tc IIIC T135°C Dc	

Technical Data	
Number of inputs	8
Current consumption (internal)	12 mA
Voltage via power jumper contacts	24 V DC (-25 % ... +30 %)
Signal voltage (0)	(V <sub>v</sub> - 5 V DC) ... V <sub>v</sub>
Signal voltage (1)	-3 V DC ... (V <sub>v</sub> - 15 V)
Input filter	3.0 ms (750-1417) 0.2 ms (750-1418)
Input current (typ.)	-0.6 mA (at -3 V ... +5 V DC) -2.3 mA ... -2.7 mA (at 15 V ... +32 V DC)
Isolation	500 V system/field
Wire connection	Push-in CAGE CLAMP®
Cross sections	solid: 0.08 mm <sup>2</sup> ... 1.5 mm <sup>2</sup> / AWG 28 ... 16 fine-stranded: 0.25 mm <sup>2</sup> ... 1.5 mm <sup>2</sup> / AWG 22 ... 16
Strip lengths	8 ... 9 mm / 0.33 in
Width	12 mm
Weight	45.3 g
EMC immunity of interference	acc. to EN 61000-6-2, marine applications
EMC emission of interference	acc. to EN 61000-6-3, marine applications