

2-Channel Analog Input Module 0-30 V

Differential measurement input

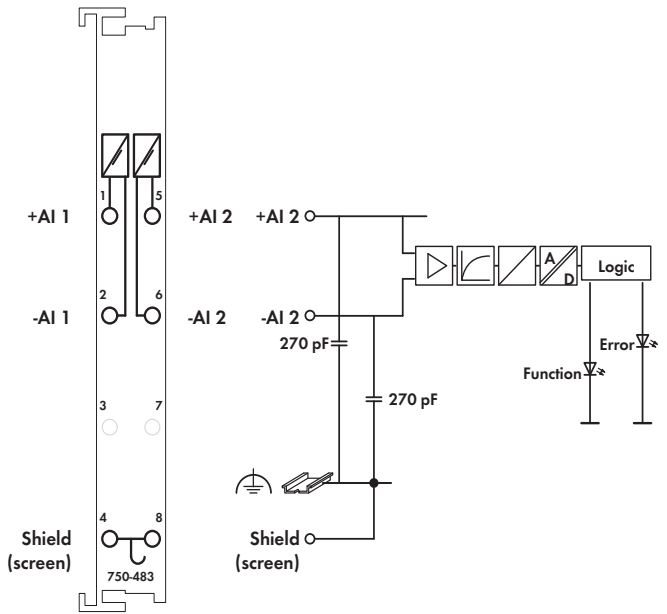
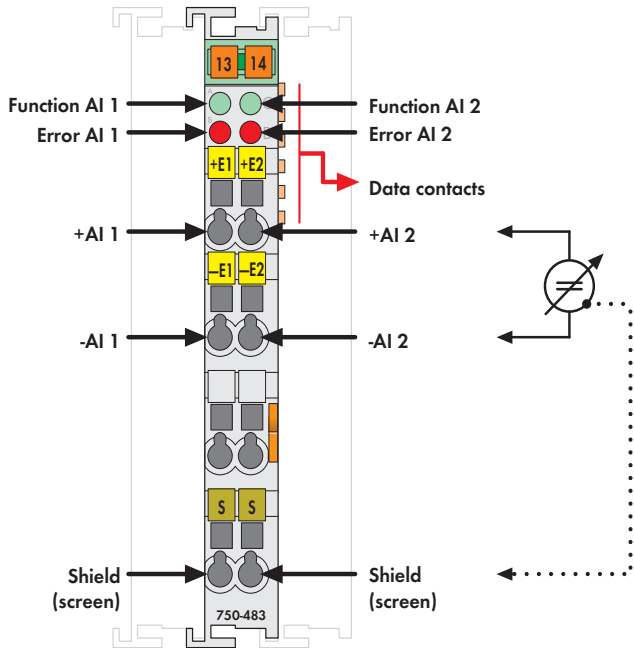


Fig. 750 Series
Delivered without miniature WSB markers




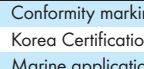




The analog input module receives differential signals of values $\pm 10\text{VDC}$ or 0-30V.

The input signal of each channel is electrically isolated and will be transmitted with a resolution of 14 bits.

The internal system supply (via the data bus contacts) is used for the power supply of the module.

The shield (screen) is directly connected to the DIN rail.

- Measured-value acquisition: time synchronous (both inputs)
- Overrange / measuring range underflow: status byte and LED
- Method of conversion: SAR (Successive Approximation Register)
- Operating mode: continuously sampling (preset)
- Protection: RC circuit

Description	Item No.	Pack. Unit
2AI 0-30V DC Diff. Measur. Inp.	750-483	1
2AI 0-30V DC Diff. Measur. Inp. (without connector)	753-483	1
Accessories		
 753 Series Connectors	753-110	25
 Coding elements	753-150	100
Miniature WSB Quick marking system		
 plain	248-501	5
 with marking	see Section 11	
Approvals		
Conformity marking	CE	
Korea Certification		
Marine applications	ABS, BV, DNV, GL, KR, LR, NKK, PRS, RINA	
 UL 508		
 ANSI/ISA 12.12.01	Class I, Div. 2, Grp. ABCD, T4	
 TÜV 07 ATEX 554086 X	I M2 Ex d I Mb, II 3 G Ex nA IIC T4 Gc, II 3 D Ex tc IIIC T135°C Dc	
IECEx TUN 09.0001 X	Ex d I Mb, Ex nA IIC T4 Gc, Ex tc IIIC T135°C Dc	

Technical Data	
Number of inputs	2, electrically isolated from each other
Power supply	via system voltage DC/DC
Current consumption typ. (internal)	80 mA
Signal voltage	0 - 30V
Internal resistance	1 MΩ
Input filter	low pass first order, $f_c = 5 \text{ kHz}$
Resolution of the A/D converter	14 bits
Monotonicity without missing codes	yes
Resolution of measured value	14 bits
Value of a LSB (least significant bit)	1.8 mV
Measuring error (25 °C)	$\leq \pm 0.05\%$ of the full scale value
Temperature coefficient	$< \pm 0.01\%$ / K of the full scale value
Measuring error	$\leq 0.4\%$ over whole temperature scale $\leq 0.1\%$ of upper range value (non-linearity)
Crosstalk attenuation	$\geq 80 \text{ dB}$
Sampling time of repetition	1 ms
Sampling delay (module)	1 ms
Sampling delay (channel/channel)	$\leq 1 \mu\text{s}$
Sampling duration	$\leq 5 \mu\text{s}$
Admissible continuous overload	60 V
Dielectric strength	500 V DC channel/channel or channel/system
Bit width	2 x 16 bits data 2 x 8 bits control/status (optional)
Wire connection	CAGE CLAMP®
Cross sections	0.08 mm ² ... 2.5 mm ² / AWG 28 ... 14
Strip lengths, 750/753 Series	8 ... 9 mm / 0.33 in 9 ... 10 mm / 0.37 in
Width	12 mm
Weight	55 g
EMC immunity of interference	acc. to EN 61000-6-2, marine applications
EMC emission of interference	acc. to EN 61000-6-4, marine applications